

D2868.

Engine description.

Characteristics

- Cylinders and arrangement: 8 cylinders in 90° V design
- Operation mode: 4-stroke diesel engine, watercooled
- Turbocharging: Exhaust turbocharger with intercooler
- Number of valves: 4 valves per cylinder
- Fuel system: Common Rail direct fuel injection
- Engine block: High-strength casting with integrated oil and water ducts and replaceable cylinder liners
- Engine Lubrication: Closed system with forced feeding, oil cooling and filtering
- Type of cooling: Plate heat exchanger, seawater cooled
- Engine control: Electronic injection control
Electronic engine monitoring including diagnostic unit
- Exhaust gas status: IMO Tier 2, RCD 94/25/EC, EPA Tier 2, 97/68/EC
- Fuel: DIN EN 590

D2868.

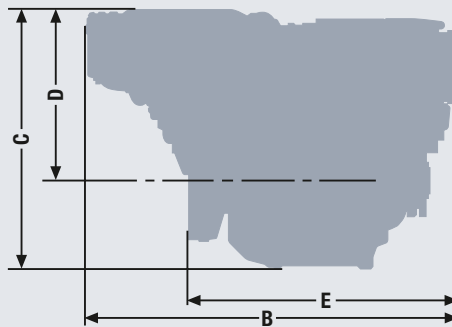
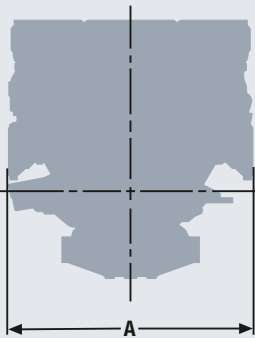
Technical data.

Technical features D2868

Type of engine		LE 421
Bore	mm	128
Stroke	mm	157
Displacement	l	16.16
Compression ratio		19:1
Rotation looking on flywheel		left
Flywheel housing		SAE 1
Nominal rating ¹⁾	kW (hp)	441 (600)
Rated speed	rpm	1,800
Torque at rated speed	Nm	2,340
Maximum torque	Nm	2,630
at speed	rpm	1,100–1,600
Specific fuel consumption ²⁾	g/kWh	207
Fuel consumption ²⁾	l/h	109
Classifiable		✓

1) The rating is according to DIN 3046/1.

2) Consumption at rated power.



Dimensions D2868

Type of engine		LE 421
A-Overall width of engine	mm	1,150
B-Overall length of engine	mm	1,740
C-Overall height of engine	mm	1,240
D-Top of engine to crankshaft centre	mm	825
E-Length of engine from front end to edge of flywheel housing	mm	1,243
Average weight of engine ready for installation (dry)	kg	1,800

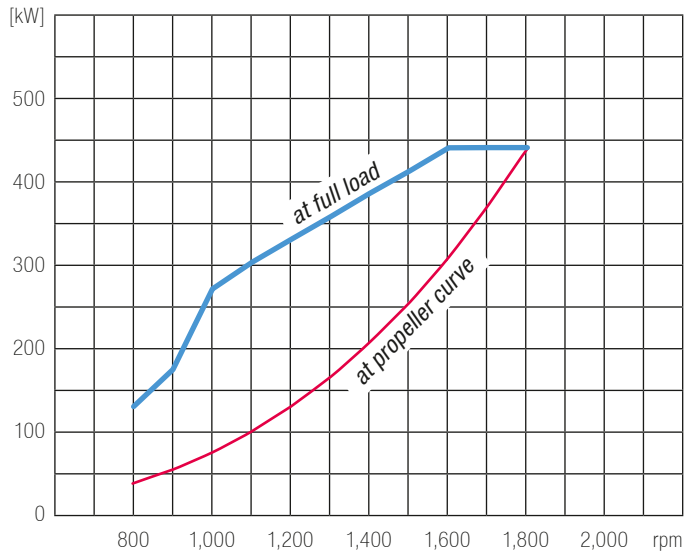
For detailed examinations of installation dimensions, please order drawings from our factory.

D2868.

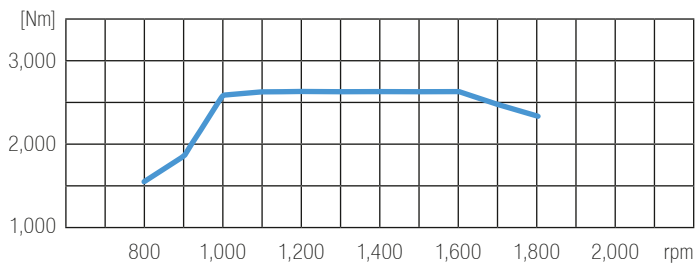
Power charts.

D2868 LE 421

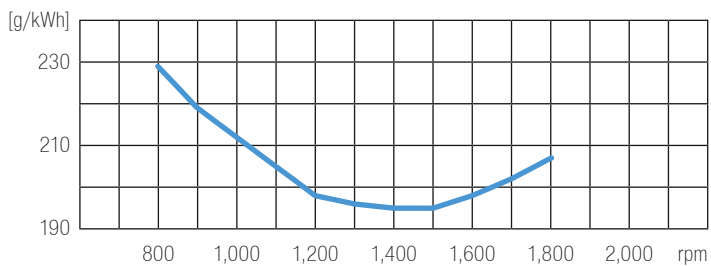
Power



Torque



Specific fuel consumption (full load)



■ D2868 LE 421 with 441 kW (600 hp at 1,800 rpm)