

D2862.

Engine description.

Characteristics

- Cylinders and arrangement: 12 cylinders in 90° V design
- Operation mode: 4-stroke diesel engine, watercooled
- Turbocharging: Exhaust turbocharger with intercooler
- Number of valves: 4 valves per cylinder
- Fuel system: Common Rail direct fuel injection with electronic control
- Engine block: High-strength casting with integrated oil and water ducts and replaceable cylinder liners
- Engine lubrication: Closed system with forced feeding, oil cooling and filtering
- Type of cooling: Plate heat exchanger seawater cooled
- Engine control: Electronic injection control (EDC)
Electronic engine monitoring including diagnostic unit
- Exhaust gas status: IMO Tier 2, RCD 94/25/EC, EPA Tier 2 com, 97/68/EC
- Fuel: DIN EN 590

D2862.

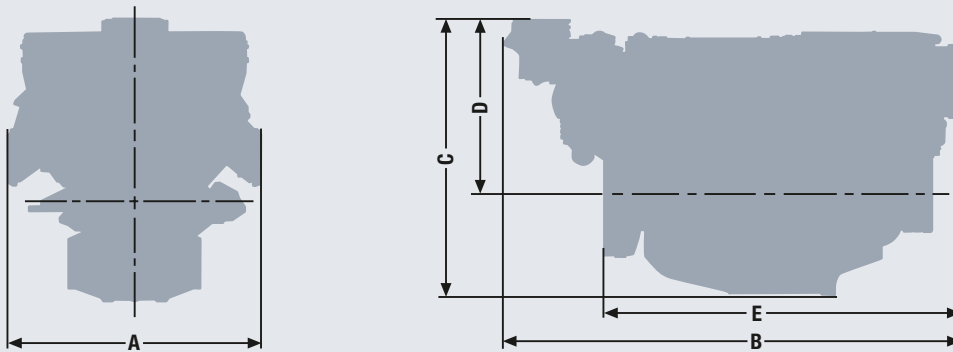
Technical data.

Technical features D2862

Type of engine		LE 431	LE 421
Bore	mm	128	128
Stroke	mm	157	157
Displacement	l	24,24	24,24
Compression ratio		19:1	19:1
Rotation looking on flywheel		left	left
Flywheel housing		SAE 1	SAE 1
Nominal rating ¹⁾	kW (hp)	551 (749)	662 (900)
Rated speed	rpm	1,800	1,800
Torque at rated speed	Nm	2,923	3,512
Maximum torque	Nm	3,290	3,955
at speed	rpm	1,000–1,600	1,000–1,600
Specific fuel consumption ²⁾	g/kWh	213	212
Fuel consumption ²⁾	l/h	140	167
Classifiable		✓	✓

1) The rating is according to DIN 3046/1.

2) Consumption at rated power.



Dimensions D2862

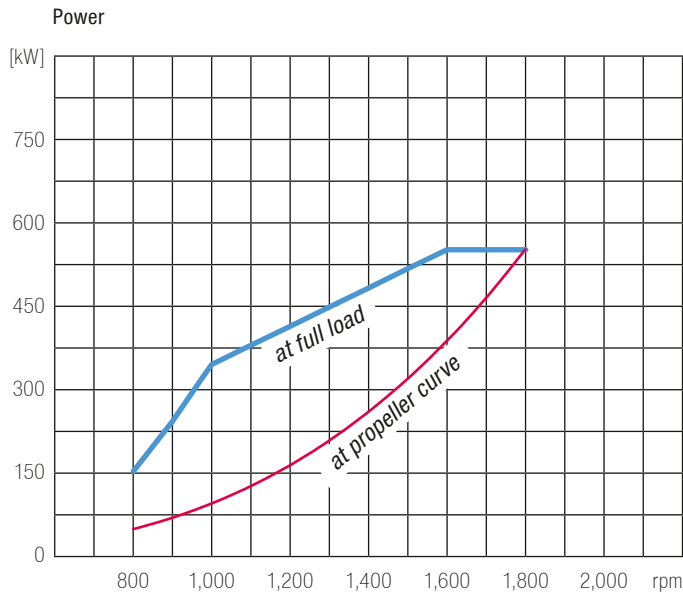
Type of engine		LE 431/421
A-Overall width of engine	mm	1,153
B-Overall length of engine	mm	2,124
C-Overall height of engine	mm	1,289
D-Top of engine to crankshaft centre	mm	825
E-Length of engine from front end to edge of flywheel housing	mm	1,631
Average weight of engine ready for installation (dry)	kg	2,270

For detailed examinations of installation dimensions, please order drawings from our factory.

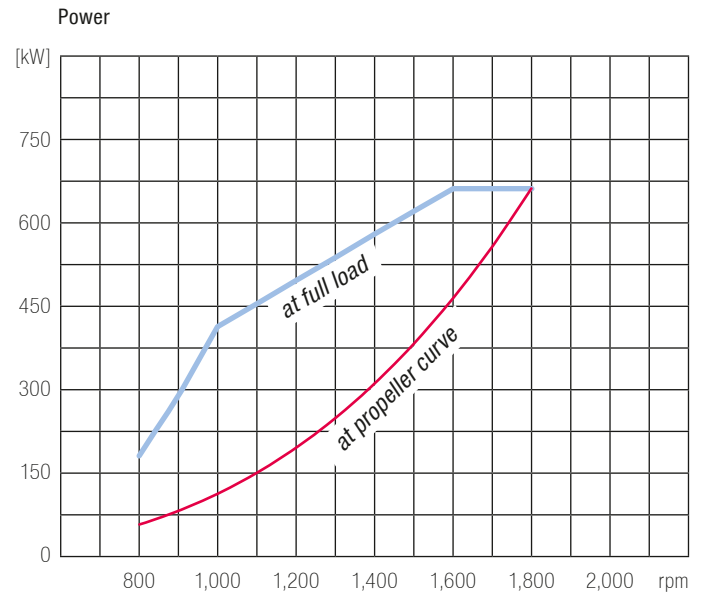
D2862.

Power charts.

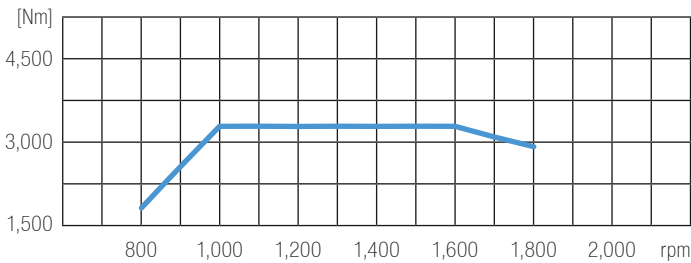
D2862 LE 431



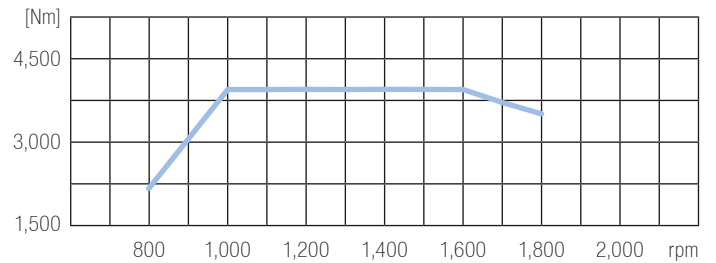
D2862 LE 421



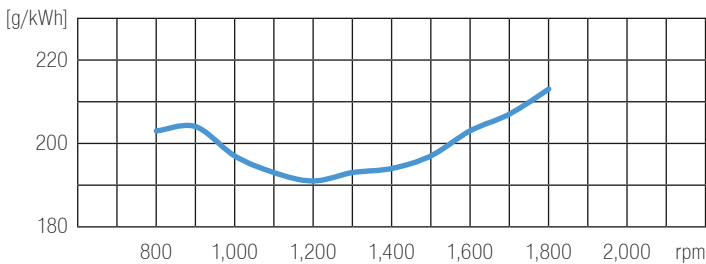
Torque



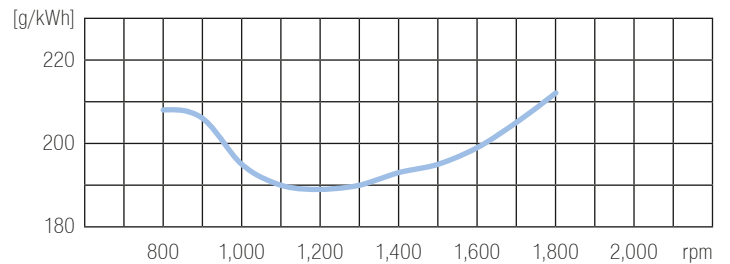
Torque



Specific fuel consumption (full load)



Specific fuel consumption (full load)



■ D2862 LE 431 with 551 kW (750 hp at 1,800 rpm)

■ D2862 LE 421 with 662 kW (900 hp at 1,800 rpm)